

Alpha-Pack-Bin APB 1620-SN

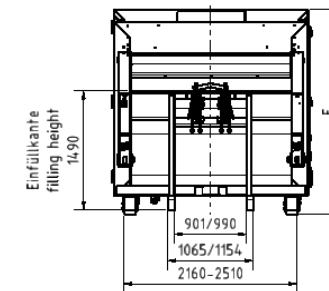
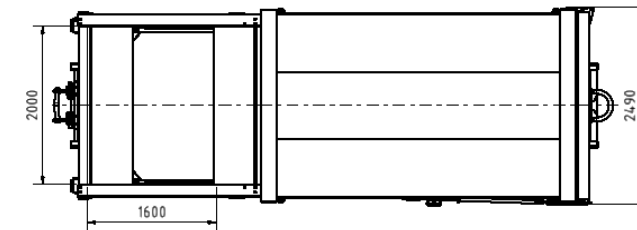
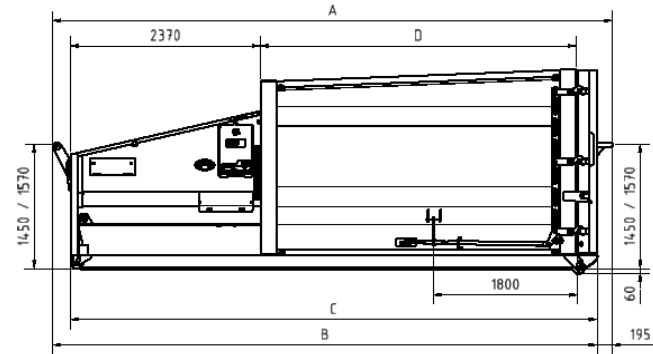
with self-cleaning BERGMANN system. No regular cleaning under and behind the piston required, equipped for roll-on roll-off vehicles, particularly suitable for different types of bulky waste, mainly cardboard, paper or similar bulky and voluminous waste or secondary raw materials.

Technical Details:

- * integrated, lateral pull out hydraulic aggregate
- * compaction system: horizontal packer blade with patented throw-over blade
- * packer blade control gives 100% compaction force over the complete cycle of 1.500mm
- * in every position of piston a huge inlet opening is available, no blocking during forward cycle
- * low own weight because of a special, stable and edged container construction
- * side hinged discharge door with robust, secure triple locking device

Standard equipment of machine:

- * fold down front hook, hook height can be adjusted to 1.450 mm or 1.570 mm
- * manoeuvring hook at rear welded on a height of 1.570mm
- * plastic rollers in front and at rear
- * side hinged discharge door in press direction left, with ratchet extension, distance to discharge door: approx. 1.800mm
- * conical container
- * single pump
- * oil deficiency switch
- * electrical connection with 32A-CEE-plug (16A-CEE-plug or additional phase inverter optional)
- * automatic switch off after running time
- * lockable lateral control panel (remote control optional)
- * two-component coating (80 µm) in RAL colour as requested



Stand: 07.01.2022

Index: 007

All indicated dimensions are approximate dimensions! Subject to technical modifications!

Power:	5,5 kW	Type:	capacity [m ³]	maximum operating pressure [bar]	theoretical cylinder thrust [kN]	theoretical blade face pressure [N / cm ²]	net weight [kg]	" A " [mm]	" B " [mm]	" C " [mm]	" D " [mm]	" E " [mm]
Fuse protection	C 25A	APB 1620-SN/14	14	170	267	23,1	4.500	5.790	5.595	5.380	2.740	2.580
Electrical connection:	400V, 50Hz, clockwise	APB 1620-SN/16 H2060	16	170	267	23,1	4.720	6.980	6.785	6.570	3.935	2.060
Forward / return cycle speed:	35 s. / 36 s.	APB 1620-SN/18	18	200	314	27,2	4.750	6.535	6.340	6.125	3.490	2.580
Displaced volume:	2,0 m ³	APB 1620-SN/20	20	200	314	27,2	4.950	6.980	6.785	6.570	3.935	2.580
Capacity charge box:	4,5 m ³	APB 1620-SN/22	22	200	314	27,2	5.080	7.420	7.235	7.015	4.380	2.580